



"IN FOCUS"

Newsletter of the
Morgan Hill Photography Club

<http://www.morganhillphotographyclub.org/>

March 2011



Editor
Susan Brazelton
brzlttn@garlic.com

**2011 Dues
(\$20)
are now due.**

**Member
News**
Page 3

**Focus Group
Review**
Page 4

**Gallery Show
Print Critique
Guidelines**
Page 6

**SFMOMA
Exhibit**
Page 7

March Meeting


Over seventy people attended this meeting, including sixteen guests. The big draw was our guest speaker, professional photographer and workshop leader Gary Hart. Read all about his presentation on page 2.

Print Share

As at every meeting, we started off with a print sharing session. The tables were bursting with people, enthusiasm, and photographs. This is our way of immediately including new members and guests in the club's very social atmosphere. It is wonderful to have an opportunity to show photos to other photographers, but the real benefit of print sharing is that it gives members and guests an opportunity to get to know each other. And it's a lot of fun.



© Mike Winn





©Mike Winn



"I want my creativity to be in the camera, not in the computer."

"I'm all about simplicity."

"I do natural light photography. Period. I don't even own a flash."

"With film, every picture costs you money. With digital, every click of the shutter is a return on your investment."

Use a tripod

Every photo has an ideal aperture. When you use a tripod, you never have to compromise the best aperture to get a faster shutter speed.

Guest Speaker Gary Hart

Professional landscape photographer, published author, and workshop leader Gary Hart, described how the camera is a tool for creating an artistic image. He explained that by managing and combining light, color, lines, shapes and depth, the photographer can create an evocative image, but it will not be an exact replica of the subject because the camera sees the world differently than human eyes.



Using dozens of his photographs as examples, Gary clarified how a captured image differs from what the eye sees, and how the photographer can make the most of what the camera can do.

Dynamic Range: The camera sensor is limited in the range of light it can capture. When the range is too great for the camera, the photographer must make a decision: detail in the light or in the shadow? (Bracketing and HDR software will increase this range, but Gary does not use HDR software.)

Range of Focus: Aperture controls depth of field (DOF) and every composition has an ideal aperture. Some images look best with minimum DOF (such as a macro photo of a poppy). A scene of distant mountains with a strong foreground subject requires maximum DOF.

Rectangular Box: The camera reduces the wide vista seen by the eyes to a rectangular box. What the photographer chooses to include (and leave out) of that box depends on his/her artistic vision. The final composition should pull the viewer into the frame.

The Missing Dimension: A photograph is a 2-D likeness of a 3-D scene. Adding a strong foreground subject and using light & shadow will help give the illusion of the third dimension.

Perspective: Which is better: horizontal or vertical; looking up on a subject or looking down; wide angle or zoomed in? The answer depends on the photographer's vision. Gary suggests that you bracket perspectives, trying out different views of the same subject/scene.

Accumulate Light: By using a slow shutter speed, the sensor can accumulate enough light to record what even the eye cannot see; such as a moon light rainbow at the base of Yosemite Falls.

Expand Time: A long exposure can also create an illusion of motion in a static frame; such as star trails in a night sky.



To learn more from Gary, sign up for one of his workshops and visit him online.

Website: <http://www.garyhartphotography.com/>

Photoblog: <http://garyhart.aminus3.com/>

Workshops: <http://www.garyhartphotography.com/photocalifornia//index.html>

Facebook: <http://www.facebook.com/garymhart>

Member News

Welcome to New Members

Les Krammer Kay Leach Mark Grzan Ed Honesto

Executive Board

Susan Brazelton
President
Newsletter Editor

Noella Vigeant
Vice President
Program Director

Open Position
Second
Vice President

Charlotte Fernandes
Treasurer

Noel Calvi
Membership Chair
Marketing Director

Lance Trott
Commissioner of
Shoot-outs

George Ziegler
Critique Chair
PSA Liaison

Michael Sue BrownKorbel
Photo Diva

Roy Hovey
Web Master

**Pat Stone
Tracey Morris**
Members-at-large

2011 Dues (\$20)

In order to maintain club membership, 2011 dues must be **paid by the end of March.**

You may send a check to
17145 Munro Way,
Morgan Hill 95037

Lance Trott, Satu Viitanen, and J Johnny have photos on display in the **Valle del Sur Art Guild** exhibit at the Community & Cultural Center (CCC).

Steve Sault has an array of photographs on display at First Street Coffee in Gilroy.

Logo Apparel, Patches & Iron-on Transfers

Members have three ways to wear the club logo: an embroidered patch, direct embroidery on apparel, and iron-on transfers. Patches and transfers are available for purchase (\$5) at the general meetings. If you prefer to have the logo embroidered directly onto your own apparel (hat, jacket, or shirt) for \$10, bring the garment to a general meeting, give it to **Michael Sue Brown-Korbel**, and she will return it at the next general meeting.

A Few of the Many Benefits of Membership

Participation in Gallery Shows

Flickr Theme Projects

Membership in Focus Groups

Biannual Print Critique

URL Link on MHPC Website

Membership Directory

Post photos on the club's Flickr sites

Access to the Yahoo Group Forum

Fun Friendship and Photography



Dark Shirt Transfer



The Patch



Light Shirt Transfer

Focus Groups Review

Focus Groups have become an important part of the club structure. Once established each group becomes self directing, with the members deciding where and when to meet and how they want to pursue their focus. Each group has a facilitator who is the contact person for the group and helps organize the meetings and activities. If you are interested in joining a Focus Group (must be a member of the club), please contact the facilitator.

Point and Shoot Cameras - Dan Gregg: dwgdvm@aol.com

This group met in early March to critique the photos from their first photo project at San Juan Bautista Mission (with the specific assignment of shooting the statue of San Juan, himself). They also found and experimented with the exposure compensation button, which is on most all P&S cameras. The group's project for March is to photograph downtown Morgan Hill, specifically including the old granary. You may view photos from this group at:

<http://www.flickr.com/groups/1605480@N21/>

Next Meeting: Downtown Shoot-out, Thursday, 31 March Meet at Hot Java at 2:00

Macro Photography - Susan Brazelton: brzltn@garlic.com

To encourage continual practice of their macro skills, a new challenge is devised each month. In February, members took macro photos of five objects found in their own backyard. For the March Scavenger Hunt, members must find and shoot: a live critter, texture, a leaf, a garden decoration, and a tool. You can view these photos by **Linda Tyson** (plus others) on the group's Flickr site:

<http://www.flickr.com/groups/mhpc-macrofocusgroup/>



Lightroom - George Ziegler: George@gwzphotography.com

In its monthly meetings, this group continues its exploration of the many tools and modules in Adobe Lightroom. At the March meeting members will share features and shortcuts, and view Adobe podcasts.

Next Meeting: Thursday, 31 March 7:00PM at George's house

Photoshop Elements - Bob Smith: rwsjls62@gmail.com

This group is in the process of reorganizing and expanding its focus to include Picasa, a free, user friendly, photo editing program, as well as PS Elements. Bob has access to a computer lab in south San Jose where he can coach users. Contact Bob for the location

Next Meeting: Tuesday, 15 March 1:00PM - 3:00PM

Photographing People - Noella Vigeant: nvigeant@gmail.com

Two meetings are planned in March. First, members will strive to sharpen their people shooting skills at a practice session where they will act as their own models, and then meet a week later to review and critique their photographs.

Saturday, 12 March 10:00AM at Villa Mira Monte (practice shoot)

Saturday, 19 March Time & Place: TBA

Night Photography - Susan Brazelton: brzltn@garlic.com

No specific shoot-outs are planned at this time, but the future looks promising with a night excursion to downtown San Jose, and capturing the April full moon.

<http://www.flickr.com/groups/mhpc-night-focusgroup/>

Flickr Theme Projects

The Flickr Theme Projects were established at the very first club meeting in April 2008. This group now has 111 members and over 2,700 photos have been posted. Members choose the twelve themes for each year and then the board creates the monthly calendar. Each club member may post up to five photos for each theme. View more silhouettes and over 1,855 other theme photos at:

<http://www.flickr.com/groups/mhphotoclub/>



©Duane Middlebusher



©Bob Smith



©S Brazelton



©Steve Sault



©Dan Gregg



©Marty Cheek

Flickr

2011 Themes

March: Silhouettes

April: Special Effects

May: Stormy Weather

June: Doors

July: City Lights

August: Street Scenes

September: Out of Town

October: Fences

November: Alphabet

December: Seasons

Communication



The club has multiple methods of communication with and among members.

- **In Focus** (this newsletter) is published once a month and emailed to all members and those who have subscribed.
- The club **website** contains all the information a person might want to know about the club, including upcoming events, notes from instructional programs, newsletter archives, links to the various Flickr sites, and member photos. Check the "Documents" link for new member information and guidelines for submitting gallery show photos and critique prints.

<http://www.morganhillphotographyclub.org/>

• Yahoo Group Forum

We encourage every member to join the Yahoo Forum. Just go to the site and click on, "Join" You will need a Yahoo ID, and the site will take you through the steps to get one. It's all free. Postings may include spontaneous shoot-outs, last minute changes to the calendar, upcoming events, valuable resources, and possible solutions to your photographic dilemmas. Only club members may join the site and see the messages and files.

<http://tech.groups.yahoo.com/group/MHphotoclub/>

- **Membership Directory:** Contact information (email & phone) is listed for all current members The directory is published via an email attachment in April and October.
- **Email Alerts:** Occasional reminders, announcements and requests are sent out as needed.
- **Meetings:** Nothing beats face to face contact. Each meeting is chock full of the latest information, advice, expert guidance, news, rescripts, the dope, the dirt, the lowdown, the inside story....

Gallery Show at Villa Mira Monte

Co-sponsored by the Morgan Hill Historical Society

15 May 2011 - 10 July 2011

“Altered Reality”

Either in the camera or in the computer, an original photograph must be substantially transformed to produce a *surreal, uncanny, unearthly, strange, dreamlike, psychedelic, or magical* look. Common post-processing techniques such as cropping, stitching, adding a vignette, etc. are not sufficient by themselves to qualify as *substantial* transformation.

Let your creative juices flow as you use color alteration, filters, special effects, and other software tools to create your vision of an altered reality.

For complete information on submitting photos, please refer to the

Exhibition Rules

document that was sent out to all members.

You can also find this document on the Yahoo Forum (under *Files*)
& on the website *Documents* page.



Gallery Show Committee
Susan, Larry, Noella, Satu, Dan
Curt, Chuck
Missing: George, Lennie, Diane

**Submission deadline:
9:00PM on Monday, 11 April 2011**

**JAGO Frames
408-665-5441**



April Print Critique


George Ziegler has arranged for a guest commentator to attend the April meeting to critique member photographs (prints). In general, the commentator will speak to the impact, composition and technical proficiency of each image. The critique is designed to be a learning experience, with an emphasis on how images might be improved. Bring your prints to the April meeting.

Guidelines for submitting prints to be critiqued:

- Members (only) may submit up to 3 prints.
- Prints may not be smaller than 8x10, nor larger than 16x20.
- Prints must be mounted or matted. The mat or mount may be larger than the print, but may not exceed 16x20
- The title and photographer's name should be affixed to the back.
(The photographer's name is not revealed to the group.)
- There is a \$1 fee for each print submitted. (to pay the commentator's travel expenses.)

**Even if you don't submit a photo,
seeing the prints and hearing the comments
is a valuable learning experience.**

Editor's note: Marty Cheek writes an occasional column for this newsletter. This month he tells us about Eadweard Muybridge, the photographer who "invented" motion pictures. (All club members are invited to write a column for *In Focus*. Please send your thoughts to this editor at brzltn@garlic.com for inclusion in a future issue.)



Last month, the Academy of Motion Picture Arts and Sciences honored many of the people who made movie magic at its annual Oscars award show. But it has yet to honor **Eadweard Muybridge**, the eccentric English photographer who invented the concept of moving pictures.

Muybridge was actually born Edward James Muggeridge in Kingston, England. He immigrated to America and arrived in San Francisco in 1855, at first working as a bookseller. He began developing his photography skills in California in the mid-1860s, focusing on landscapes and architecture. In 1872, Muybridge was so renown as a photographer that former Governor of California **Leland Stanford** hired him to answer a hotly-debated question of the era: do all four horse hooves leave the ground at the same time when the animal is in a gallop?

Muybridge took five years to develop the fast shutter speeds for a camera to take a photo of a horse in full gallop. (It turned out that yes indeed, the horse the ground at the same time.) He used the faster cameras to 24 consecutive still shots of Stanford's horse Sallie Gardner Stanford's horse farm near Palo Alto. Muybridge placed these specially devised cylinder device called a "zoopraxiscope" that when illusion of the horse actually moving. The device was the first "moving picture" technology and led to film motion pictures later on.



hooves all leave take a series of in full gallop at photos in a spe-

Morgan Hill's **Poppy Jasper Film Festival** last year created a special award in honor of Muybridge. It brings attention to pioneer filmmakers. The first recipient was Latino film director **Luis Valdez**, who made the movies "La Bamba" and "Zoot Suit."



Currently at the San Francisco Museum of Modern Art (MOMA), an exhibit called "Helios: Eadweard Muybridge in a Time of Change" is displaying the photographer's works, including images of Yosemite Valley, Panama, Guatemala and the architecture of 19th century San Francisco. The exhibit also is showing visitors Muybridge's only surviving zoopraxiscope.

The MOMA exhibit runs until June 7th.
The museum is located at 151 Third Street in San Francisco.
For more information, visit www.sfmoma.org



Marty Cheek

View photos from recent club shoot-outs at:
<http://www.flickr.com/groups/mhphotoclubshoot-outs/>

Next Meeting

Wednesday, 6 April 2011

7:00pm



Centennial Recreation Center

(Senior Center)

New Member Orientation

6:00 - 6:45

All members are invited

Learn how to get involved in club activities, including shoot-outs, community projects, focus groups, gallery shows & more...

Learn more about our online resources.

(Flickr, Yahoo & the website)



Print Critique


Members may submit up to 3 photo prints for review and critical comment by an experienced commentator/judge.

(See Page 6 for details)

This is always one of our most popular programs.

MHPC's 3rd Anniversary Celebration

Join in a toast to our club's splendid success in promoting Fun, Friendship & Photography



Coming in May

Camera & Accessories Show & Share

Bring your camera and favorite accessories to share with other members

Photographic Swap Meet

Gather up all that excess camera gear and bring it to the **pre-meeting** swap meet. Someone else may need what you no longer want or want what you no longer need.

Sell it all...

cameras, books, bags, filters, tripods...

Calendar of Events

Saturday, 12 March 10:00AM

Photographing People Practice Session
Morgan Hill House on Monterey Rd.
nvigeant@gmail.com

★ **Monday, 21 March 2:00PM**

Shoot-out at Henry Coe Park
Meet at the Ranger Station
Contact Lance Trott
bboating@yahoo.com

Thursday, 31 March 7:00PM

Lightroom Focus Group Meeting
Meet at George Ziegler home
George@gwzphotography.com

Thursday, 31 March 2:00pm

Point & Shoot Focus Group Shoot-out
All club members are invited
Meet at Hot Java (17400 Monterey Rd.)
Contact Dan Gregg
dwgdvm@aol.com

★ **Saturday, 2 April 1:00PM**

Picnic & Shoot-out at Coyote Lake County Park
Car-pooling is highly recommended
Bring your lunch & meet at the Ranger Station
Contact Susan Brazelton
brzltn@garlic.com

Wednesday, 6 April

New Member Orientation 6:00 - 6:45PM
General Meeting 7:00 - 9:00PM
Anniversary Party & Print Critique
Centennial Recreation Center (CRC)

Monday, 11 April 9:00PM

Gallery Show Submission Deadline
(See page 6 for details)

★ **Monday, 12 April 1:00PM**

Shoot-out at Villa Montalvo
Contact Lance Trott
bboating@yahoo.com

Wednesday 13 April 7:00pm

Executive Board Meeting
Senior Center (CRC)

★ **Monday, 27 April 10:00AM**

Shoot-out at SF Palace of Fine Arts
Contact Lance Trott
bboating@yahoo.com

Wednesday, 4 May

Photographic Swap Meet 6:00 - 6:45PM
General Meeting 7:00PM
Camera & Accessories Show & Share
Centennial Recreation Center (CRC)

Quick Reference Guide to Flickr Themes

March - Silhouettes
April - Special Effects
May - Stormy Weather
June - Doors
July - City Lights
August - Street Scenes
September - Out of Town
October - Fences
November - Alphabet
December - Seasons

★ Please contact the shoot-out leader so we know how many to expect.

Check the Yahoo Forum for last minute changes & additions to the calendar